


ROV System



System name:
SMD ATOM

SPECIFICATIONS (VEHICLE)

Length : 2000mm Weight : 1900 kg (in air)
Width : 1500mm Payload : 150 kg
Height : 1500mm Depth : 1000 meters

CONSTRUCTION

The frame is 6082 T6 aluminium alloy, non-coated and anode protected, permits additional equipment to be bolted on without fear of corrosion. There is a central lift core frame to provide through frame lift capacity and the base is designed for quick & easy mounting of tooling skids.

HYDRAULIC POWER

Curvetech HPU 100hp (75kW)

PROPULSION

2 X vertical & horizontal vectored Curvetech HTE 300BA (300mm) thrusters. Forward/aft thrust of 480kgf, lateral thrust of 480kgf and a vertical thrust of 340kgf. Surface performance - forward 3.5kn, lateral 3.2kn & vertical 2.2kn.

MANIPULATOR/TOOLING

Manipulator - 1 x 7 function Schilling Orion position feedback
Grabber - 1 x 5 function rate, heavy duty Rigmaster
Spare Hydraulic Channels - 12 (15LPM), 1 (high flow)

INSTRUMENTS

The Atom can accommodate and setup to interface with a number of common and specialised instruments and accessories via pre-wired outlets on the pod or junction box with options to control directly via RS 485 or piggy backing the inbuilt junction box data string. Instruments include

- Acoustic Cameras
- Obstacle Avoidance Sonar
- Side Scan Sonar, etc

VIDEO, LIGHT AND CAMERA

- Cameras x 6
- Standard - 6 x LED
- Camera pan/tilt - 1 x Electric/Hyd

VIDEO OVERLAY

The monitors display the video information from the camera and video overlay data as follows:

- Heading data (in degrees)
- Analogue Compass Rose
- Depth in metres (or feet)
- Altitude (optional)
- Date and time
- Free text from keyboard
- TMS Ball Count (TMS cable counter when used with TMS)
- CP probe readings (if fitted)
- Vehicle Turns Counter



LAUNCH & RECOVERY SYSTEM (LARS)

SMD launch equipment including A-frames and winches launch up to Sea State 6 operation

DEPLOYMENT

Operated with a TMS but can be used free swimming with up to 450 meters of soft umbilical.

HAND CONTROL UNIT

The Hand Control Unit (HCU) provides the interface between the operator and vehicle using a series of switches and controls. Working on a 5 metre 'flying' lead, the HCU controls the following:

- Vehicle movement, direction and speed
- Lighting
- Tilt control
- Safety thruster enable switch
- Auto depth and heading
- Additional camera selection
- Propulsion system offsets and power settings

CONTROL CABIN


Standard SMD DVECS II ROV Control hardware & Software

Dual touch screens, 6 x 19" TFT video wall

Joystick control

Incoming power supplies - 380V - 480Vac

TMS Control / Interface - Atom Ultra Compact Tophat

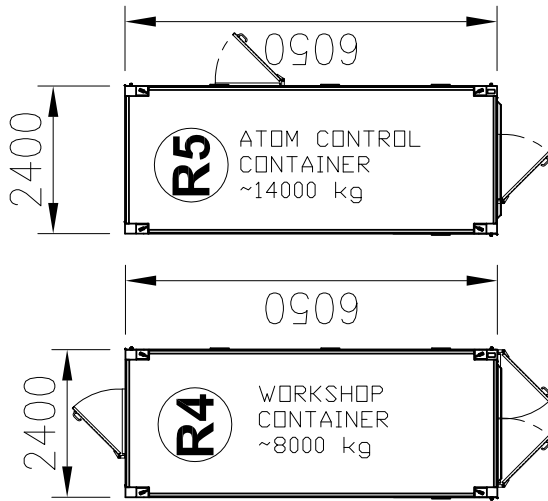
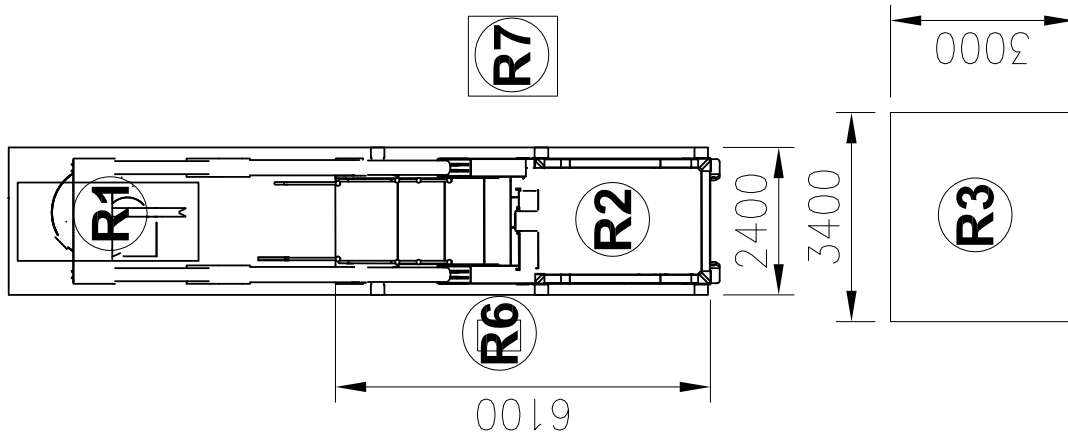


SAPURAKENCANA ALLIED MARINE SDN. BHD.

(Formerly known as Allied Marine & Equipment Sdn Bhd)

No 2, Jalan SBC 10,
Taman Perindustrian Batu Caves,
68100 Selangor Darul Ehsan, Malaysia.
Tel: +603 6196 6800 Fax: +603 6196 6899
Email : info.ame@sapurakencana.com

SMD ATOM



ITEM	DESCRIPTION	DIMENSION (mm)	WEIGHT (kg)	QUANTITY
R1	ROV/TMS	Ø 1725x4480(F)	4550	1
R2	A Frame	6100(L)x2400(W)x3900(H)	11250	1
R3	Umbilical Winch	3400(L)x3000(W)x2700(H)	8000	1
R4	Workshop Van	6050(L)x2400(W)x2600(H)	8000	1
R5	ATOM Control Van	6050(L)x2400(W)x2600(H)	14000	1
R6	Control Stand	710(L)x500(W)x1200(H)	100	1
R7	Purge Cart	1500(L)x700(W)x2000(H)	-	1

**SMD ATOM
GENERIC DECK
PLAN**

DATE	SCALE	TITLE
13.03.2014	1 : 50	SMD ATOM GENERIC DECK PLAN
DATE	PAPER SIZE	REV.
	A3	0
DATE	DRAWING NO.	TBA

AME
ALLIED MARINE
AND EQUIPMENT